


MAGNETS FOR YOUR HEALTH



**MOST MODERN SCIENTIFIC
SUCCESSFULL
HEALING SYSTEM**

infection. The **South Pole** has energy giving properties and can provide warmth and energy to different organs. Thus the North pole has been found useful in diseases where infection is at the root of the trouble while the South Pole has been found more useful in cases of Pains, Swellings, Stiffness etc. Similarly the Magnetised water produced separately from North and South poles serves as potential agent against infection, Anaemia, Painful Urination etc.

Magneto Therapy has some advantages of its own. It is easy, safe and simple, and yet quick in action. There is no adverse effect, reaction or shock on the applications of magnets. It is economical as the same magnets can be used by any number of persons for various ailments and for years together. Magnets can be used as preventive device also.

Magneto-therapy will, in due time, develop into a powerful new analytic and therapeutic of medicine.

USES OF ASTROMAG MAGNETIC APPLIANCES

Magnetised Water :

When a glass of water is kept between 2 poles of the magnets connected by a metallic strip on the out skirts of the magnets, the water gets magnetised under closed circuit as shown on the Astro-Mag Magnets.

The experience on long usage of magnetised water prepared under closed circuit has proved in improving the digestive power & appetite, reducing excess of acid & Bile, helping proper movement of Bowels & expelling poison, unwanted salts and the morbidity from the body.

The use of this water has helped women in the regularisation of their menses.

This water also helps to clean the clogged arteries, normalise the circulatory system & regulate the functions of the heart and kidney. **In Short**, It helps in the removal of every indisposition. This water has to be consumed in the early morning with an empty stomach.

Drinking Magnetised water every day is a must for everybody. **FOOD HAS TO BE TAKEN AFTER A MINIMUM TIME OF ONE HOUR AFTER CONSUMING THE MAGNETIC WATER** for all diseases.

1. Head belt : This belt has a strength of 2000 Gauss with ten magnets Properly made to cover the entire head. This has to be tied to the head for about 15-30 minutes before going to bed. This belt cures head aches, migraine, sleeplessness, Convulsions, fits and mental retardation.

2. Head cap : This Cap possesses the strength of 3000 Gauss covering the entire head. By wearing this cap,

apart from head-ache, migraine, sleeplessness, It cures baldness, mental retardation, epilepsy & convulsions, and helps in turning grey hairs into black.

3. Throat belt : This belt has to be used for throat complaints for about 15-30 minutes & the power of this belt is about 4000 Gauss. The magnetic field takes the circular path. This cures cough, inflammation, irritation, mumps, sereness of throat, tonsillits & swelling of thyroid glands.

4. Magnetic Blood Pressure Wrist Band : When one wears this Band on the right hand wrist for about 5-6 hours a day, it will reduce the high B. P. and bring the value to the normal. and on the left handwrist it will help in increasing low B. P. to the normal.

5. Magnetic Belly Belt : This belt covers the entire belly which consists of 10 powerful magnets having the strength of 8000 Gauss. This has to be worn for 1 hour a day with an empty stomach and cures diseases like intestine troubles, prostrate enlargement, uterine diseases, and gastric,

6. Knee Belt & Knee Cap : Specially designed for Knee pains & may be tied to the knee for one to two hours twice daily. It is also useful in curing various types of Arthritis. muscular pains, rigidity, swelling in the joints & muscles etc.

7. Asthma Clamp & Magnetic Necklace : This clamp has to be tied to the lower rib of the lungs for a period of half an hour to 1 hour every day and wearing magnetic necklace throughtout the day gives relief from Asthma.

8. Cervical Spondylisis Clamp : This is a simple device when compared to the collars given by the orthopeadics, and has to be worn on the back of the neck for the period of 2-3 hours a day. This relieves the neck pains shoulder pains, and stiffness in the joints.

9. Magnetic Ear Clamp : This clamp has to be worn for 15-30 minutes a day for improving the hearing power and also curing all ear pains.

10. Sinus Clamps : This clamp has to be worn just before going to the bed for about 15-30 minutes a day. This will cure headache of Sinus. Blocking of nose and other Nasa problems.

11. Magnetic Spectacles : Wash the eyes with the help of magnitised water & then wear spectacles for about 15-30 minutes a day. This will cure cataract. Glaucoma, multiple images and for long or short sightedness.

12. Magnetic Sandals & Handles: Sitting on the wooden Chair, placing both the hands and feet on the handles & sandles for a period of half-an hour will restore healthful circulation, regulate Blood pressure, improve digestive power, bring fast relief from backaches & pains all over the

body & tone up respiratory system, thus toning up and stimulating your entire body.

This is possible by a careful combination of age old theory of Feet/Hands reflexes shown in ancient vedas, You will be amazed to know that your feet/hands contain reflexes which lead like telephone lines to all parts of the body. This Feet/and Hands reflexes are stimulated magnitically with the help of specially marked points of magnetic sandles to give you a new life.

13. Magnetic Shoes : This shoe is very convenient for wearing. By wearing this Shoe, it will cure hypertension, Nervous exhaustion, & all types of heart ailments. The duration of wearing will be 2-3 hours a day.

14. Magnetic Piles Pad : This piles pad is a multipurpose pad, specially designed for those who are suffering from Haemorrhoids. They have to sit on the pad for a period of 1-2 hours a day keeping both the feet and palms on the magnetic sandles & handles. By using this for a period of three months, they will be free from haemorrhoids.

15. Magnetic Polio Pad : This pad has to be wrapped over the affected part of the body for about 3-4 hours a day or even more, for a longer period of 6 months to 1 year and will help the sufferer to get back to his normal health condition. Apart from wearing the polio pad, Physiotherapy is also necessary.

16. Magnetic Paralysis Pad : Same as above.

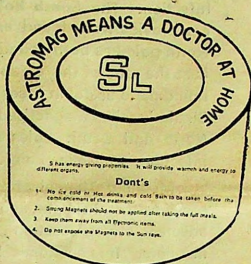
17. Spondylisis Belt : Persons suffering from Lumbar pain and ankylosing Spondylisis has to wear this belt tied at the back for a period of 2-3 hours a day placing both the feet on the magnetic sandles. This will give relief to the body.

18. Hernia Belt : This belt has to be worn for about 2 to 3 hours a day for a period of 3 months to find relief.

19. Obesity Belt : By using this belt, sandles & Handles, the fatness in the body is reduced thereby weight is also reduced, This process of using has to be continued for a period of 6 months.

20. Diabetes Belt : This belt has to be worn for a period of 6 hours a day. By using this belt for a period of 3 months the Bloodsugar and urine sugar will come down to normal.

21 Magnetic Silver Ring : Wearing this ring continuously will help the man to be free from fatigue, nervous weakness, tiredness etc.

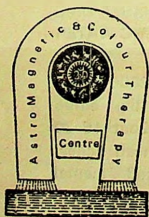


PRECAUTIONS

- 1) The best time for taking the Magnetic treatment is during sunrise and sunset after discharging usual routine work.
- 2) Minimum gap of one hour to be maintained to consume food before and after the treatment.
- 3) Patient must not take the bath for a period of 2 hours before and after the application of magnetic treatment.
- 4) Strong magnets should not be applied to pregnant ladies, children, and the delicate parts of the body like the brain, eyes and heart.

This centre has treated the following cases

Arthritis, Asthma, Backache, Cervical spondylitis, diabetes, Hypertension, Menstrual disorders, Paralysis, Piles, Polio, Rheumatism, Sciatica; Sleeplessness, Sprains, Stiffness, Swellings, Toothache etc.



Astro Magnetic & Colour Therapy Centre

(Affiliated to World Teletherapy Association and All India Magneto Therapy Association)

Director: **K. S. SAMRAT**

No. 2, 1ST CROSS, SSI AREA, 4TH BLOCK
RAJAJINAGAR :: BANGALORE-560 010
(Behind RAMKUMAR MILLS and
Opposite to POPULAR ELECTRICALS)

Phone : 353660



GAYATRI ~~INSTITUTE~~ MAGNETO CENTRE

CONDUCTED BY

PUNAMCHAND RATHI

MAGNETO THERAPIST

Chumbak Char Kampise Nepal

Phone 6500

• Near ~~Abhimata~~ ~~Dr. B. S. Prasad~~, Behind School No. 5 ~~Residential~~

• **AKOLA 444003 Maharashtra (INDIA)**

35

Ref. No.

Date... 3/9/90.

Dr. Ravi & Thelma Narayan.
Koramangala,
Bangalore.

Dear Sirs,

I am sending herewith the research papers regarding magneto-Therapy I have conducted so far, along with the graphs of magnetic field how it spreads in the body and results are obtained, as I have promised you in our visit at Bangalore. Thanking you.

Yours faithfully -
(Signature)

(Dr Punamchand Rathi)

SPT
For information
Please acknowledge receipt
and add to your collection
RH



spanner films loosening the bolts

SPANNER FILMS PRESS RELEASE

The villagers in the Narmada valley suffer while their story gains international momentum.

The NBA report that the situation in the Narmada valley, India, is terrible at present with people not having proper drinking water, even shelter and food. The tribal villagers may take small comfort from knowing that their plight as depicted by highly acclaimed, controversial filmmaker Franny Armstrong is being witnessed by millions of people around the world.

'Drowned Out' is Armstrong's latest documentary film that tells the story of the Jalsindhi villagers who choose to drown rather than leave their ancestral homes. The film was finished in August 2002 and has been playing to packed audiences at film festivals worldwide, attracting numerous positive reviews. It picked up second prize at the prestigious San Francisco International Film Festival with the jury calling it "a film of enormous heart, grit and insight that is both taut political essay and enormously moving piece." Time Out's reviewer was equally impressed stating that the film 'makes for urgent and necessary viewing'. The film has been recently brought by Public Broadcasting Service(USA) and will be shown on the 18th of September as part of the Wide Angle Series to a potential audience of 2 million across America.

Audiences across the UK and US and as far afield as New Zealand and Palestine have been moved by the film. But this weekend 'Drowned Out' will be seen by perhaps the toughest critics of all. The people of Jalsindhi themselves. The Spanner Films crew are heading to the valley with a generator & projector and will be holding a large outdoor public screening. What will the villagers think of seeing themselves on film? Or the way their story has been told? Perhaps the film will provide a brief minute of relief from the tragedy unfolding as the villagers' fate looks worse all the time. Luhariya Shonkiyara, the protagonist in the documentary, has lost his home to the rising waters and recently his second home built to replace the first one was also submerged.


There will be two public screenings in Mumbai of Drowned Out, both followed by a Q & A session with Franny Armstrong and an NBA representative:

Wednesday 3rd Sept @ National College, 6:30pm, Donation entry
Thursday 4th Sept @ KC College, 6:30pm, Donation entry

To RN → lib - Narmada file
JF
29/8/03

www.spannerfilms.net

TH
29/8



SPANNER FILMS PRESS RELEASE

Press Notes

- Drowned Out is a 75 minute documentary made by Spanner Films Ltd, a UK production company.
- Franny Armstrong is currently in India holding screenings of the Hindi version of the film and will be available for press interviews in Mumbai on Wednesday 3rd and Thursday 4th of September.
- For more reviews and information see www.spannerfilms.net
- Franny Armstrong, 31, is a London based filmmaker.
- 'McLibel', Franny Armstrong's first documentary feature, tells the inside story of the postman and gardener who took on the McDonalds corporation. 'McLibel' has reached worldwide cult status after being brought by the BBC and then pulled from the broadcast schedule due to a fear of McDonalds suing for Libel. 'McLibel' has been viewed by an estimated 11 million people worldwide.

Press enquiries & preview copies:

Shai Heredia, 9122 2845519 / 5558, 98206 19918,
shaiheredia@hotmail.com

NBA enquiries: www.narmada.org

Drowned Out Press Quotes

"Documentaries rarely, if ever, come better than this. It is impossible to overstate that this 75 minute documentary is absolutely required viewing. You must see this film."
The Royal Gazette

"One real eye-opener was Drowned Out, a powerfully intimate report on a national catastrophe still evolving in India."
Film Journal International

"Quiet, fierce, beautiful"
New Internationalist

"If you see one doc at the SF International Film Festival, this should be it."
San Francisco Chronicle

www.spannerfilms.net

SH
29/8



Dr. PUNAMCHAND RATHI

M. D. (M. A.), D. S. (ISHIRILANKA)

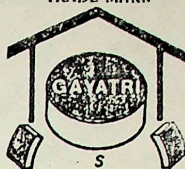
MAGNETO THERAPIST

CONDUCTOR

☎ : 6900

GAYATRI MAGNETO CENTREChumbak Ghar, East of Chhaya Mangal, Karyalaya,
Ranpise Nagar, AKOLA 444 001 Maharashtra (INDIA)

TRADE MARK

**"A PAPER ON MAGNETO THERAPY"**for Bombay Medical Conference Organised by Cosmo Medical Healer Association
on 17 & 18th Sept. 1988.

Respected Doctors,

I have been practising Magneto Therapy now for almost six years. I have tried this therapy not only on general diseases but also on critical patients affected by dreaded diseases like Cancer and Heart ailments. I must in all humility confess that six years are a small period for Venturing emphatic statement in respect of results, though these have been sufficiently encouraging. Secondly, it is only recently that I have started collecting scientific data and its analysis and assessing percentage-wise results. So far my conclusions have been based on trial-observation and experimentation. Observation and experimentation are not entirely unscientific.

Methodology of Treatment: Wherever this therapy is in vogue, I have marked that industrial magnetic poles are quite common in their use for treatment of human ailments. In my opinion, the use of industrial magnets fail to serve the intended purpose. In matching magnetic area of the earth with that of human body, industrial magnets suffer untenability.

My Methodology assumes that (i) Magnetic fields are common to both e.g. the earth and the human body. (ii) These two must match but polewise in the opposite which means that the Earth's North pole correctly matches only with the magnetic South pole in human body and vice versa. (This assumption clearly cancels the wrong and faulty notion of matching of the "likes"). (iii) I have been all through using the standard specification provided by Albert Roy Davis of America in the manufacture of magnetic ailments.

General notes on Results

Following are the observation-results in general:-

Applying the ceramic magnetic North pole between eyebrows during meditation, the cold wave and blueish colour are produced. Conversely, if the South pole is applied hot wave and redish colour with fermentation are produced. The same results are obtained from magnetised water of North and South pole. This is nothing new. This observation dates back to the ancient past when sages practised this with great efficacy and obtained cent percent results. It is this way alone that they kept their bodies in perfect harmony with nature.

The imbalance or disharmony results in diseases. So when the diseases like High B.P., Ulcer, Cancer or swelling etc are the results of internal

Contd. on ...2..

(page 2)

heat. The treatment demands the application of North pole and magnetised North pole water. In other group of diseases like Polio, Paralysis, Rhumatism, low B.P. etc. which undeniably are due to internal cold. The obvious treatment is the application of South pole and magnetised South pole water. I generally use both the poles at a time except in the cases of ulcer and cancer. Use of both the poles together produce the requisite "Circle" in the body. However care should be taken that the magnetised water should be given separately.

All the above observations point to one singular fact that you must have a correct knowledge of pole or poles and prior to that, you are able to correctly locate the source - Cold or Hot - of the diseases. Thus, understanding of this theory correctly not only offers relief from diseases in substantial number of cases but prevents bad or side effects. In short magneto therapy is a positive and result-oriented theory.

Use of the Magnetes

It has been observed that the low power but long wave length magnets give better results. Ferite magnets are most suitable. You can verify the penetration of magnetic waves all through the body with the help of mariner's compass. While preparing magnetised water a precaution is necessary that the waves affect the entire container and not some part of it. Another precaution to be strictly understood and followed by the patients is that after having undergone the treatment of magneto therapy, they should strictly abstain from the use of or intake of cold water for atleast one hour. They may take hot drinks. They should avoid taking bath or taking meals during the post-treatment hours.

Now I am interested in doing the further research work on Bio-magnetism. Professor Miss Archana Lande (M.Sc., Microbiology) Mr. D. P. Deshmukh (M.Sc., Life Sciences) and Miss Mina Bhala, Laboratory Technician (D.M.L.T.) are also working with me.

At present I am running forty centres through out India and receiving the good responce. These centres are being run without taking any fees or remuneration from the patients. This type of Missionary work is appreciated from all the corners of my country.

Professor Miss Archana Lande is doing researches on Bio-magnetism with relation to the pathogenic Bacteria. She has done the following experiment

- (i) The effect of magnetic field on motility of Bacteria.
- (ii) Effect of Magnetism on Morphology of Bacteria.

The successful experiments are very useful from the treatment point of view. For these Experiments she used the cultures of pathogenic Bacteria namely Staphylococcus Aureus and proteus vulgaris. Brief discription of the both experiments is given below. Medium power magnets of ferites having wave length 30 cm. x 40 cm of 4000 gauss are used in this experiments.

Effects of magnetic field on motality of Bacteria

Experiment: First magnetic water of both the poles i.e. north and south pole is prepared. Then active culture of highly motile bacteria i.e.

Contd. on ...3..

(page 3)

proteus vulgaris is taken.

The tubes containing South pole magnetic water and North pole magnetic water are inoculated separately by culture of proteus vulgaris. Then both the tubes are incubated for 30 minutes in incubator at 37°C. After that, motility of bacteria is observed by hanging drop preparation in compound microscope under oil immersion lens.

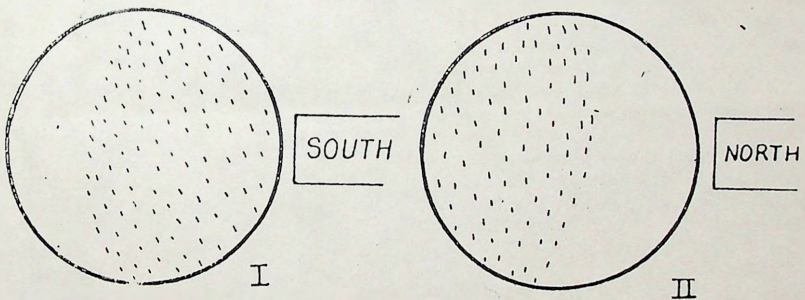
Observation:

1] It is observed that in South pole magnetic water bacteria becomes more active and show very fast motility.

2] In North pole magnetic water, bacteria become sluggish and show slow motility. After few seconds motility completely stop. In the same method different effects are observed when two different poles of magnet are placed near the hanging drop slide.

1] When South pole is applied, it is observed that proteus vulgaris cells are attracted towards South pole and show fast motility.

2] When North pole is applied, it is observed that bacteria move away from the North pole and cells show sluggish motility. After few seconds, death occurs.



(PROTEUS VULGARIS)
BACTERIA ARE ATTRACTED
TOWARDS SOUTH POLE
AND BECAME MORE ACTIVE.

(PROTEUS VULGARIS)
BACTERIA ARE REPELLED
AWAY FROM NORTH POLE
AND AFTER SOME TIME
BECAME INACTIVE.

Pathogenicity of Proteus Vulgaris: Proteus Spp. are opportunist pathogens and may cause many type of infections. Urinary tract infection is the commonest disease caused by proteus. Phylonephritis, necrosis or renal tubular epithelium occurs in heavy infection cases. Proteus, strain may produce pyogenic infection of wound, ear, respiratory tract etc.

CONCLUSION: In such infection, North pole should be applied.

Effect of magnetism on Morphology of Bacteria

Bacteria some time shows characteristic cellular arrangement or grouping. Thus sperical bacteria i.e. cells may be arranged in pairs (Diplococll)

Contd. on ...4..

(page 4)

or in chains (Streptococci) or in group of four or eight or as grape like bunches (staphylococci)

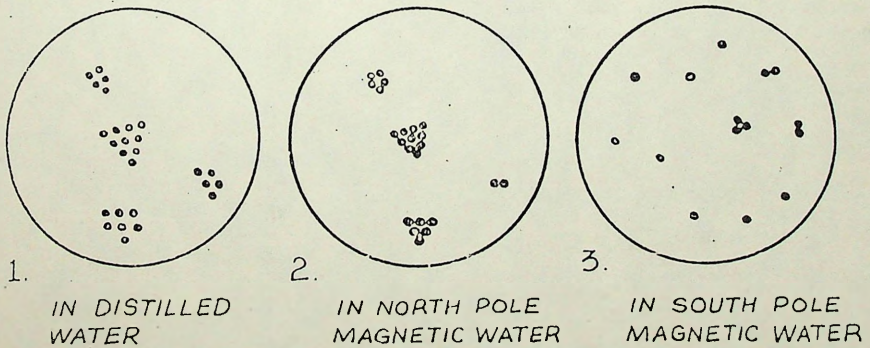
Staphylococcus Aureus

These are spherical cocci approximately 1 micron in diameter arranged characteristically in grape like clusters. Cluster formation is due to cell division occurring in three planes with daughter cell tending to remain in close proximity with mother cell.

Experiment: Three test-tubes are taken (All three tubes are sterilised). In first tube sterilised distilled water is added in second and third tube magnetic water of South and North pole is added respectively. Then all three tubes are inoculated by the active culture of staphylococcus aureus. After 10 minutes by using these liquid culture three slides are prepared by monochromic straining technique, and observed under oil immersion lens.

Observation:

- 1] In distilled water typical arrangement i.e. grape like bunches of staphylococcus were observed.
- 2] In north pole magnetic water bunches become more compact but arrangement remains same.
- 3] In south pole magnetic water arrangement is changed. Bacteria were dispersed and they found in group of two, three or in isolated condition.
- 4] In mixed pole magnetic water arrangements remain same as distilled water.



Pathogenicity:

Staphylococcus aureus is commonest normally present in nose, mouth, throat, skin etc. It causes following infections:

- | | |
|-----------------------------------|---------------------------------|
| 1) Food poisoning. | 2) Mastitis. |
| 3) Withlad. | 4) Cellulitis. |
| 5) Boils. | 6) Generalised infections like: |
| i) Ulcerative endocarditis | ii) Facial Cellulitis |
| iii) Brain abscesses | iv) Lung abscesses |
| v) Genito urinary tract infection | |

Contd. on ...5..

(page 5)

How to apply Magnets on the body?

In view of application of the Magnets for the particular disease it should be noted that Body is to be divided into six parts (i) Right side is - North, (ii) Left side is - South, (iii) Upper side is - North, (iv) Lower side is - South, (v) Front is - North & (vi) Back is - South. So the application of the poles should be made as per instructions given above. But in case of swelling you have to apply North pole on that part, and the South Pole on the opposite side. If the affected part has swelling on both sides then only the North pole should be applied. Specially in cancer and ulcer only the North pole is to be applied.

Before applying Magnets you will have to diagnose the patient with the help of accupressure. I can say as per my experience that 70% diagnosis can be done correctly. Still you will have to ask the relevant questions to the patient to collect the exact reasons and history of the disease and then apply the Magnets accordingly.

My efforts are mainly for the people of rural area where the medical aid is not easily available. Persons, who are below average financially are not getting even the first aid at present. And hence I have concentrate my all efforts to render possible help to these people who are suffering from various diseases. The patients are not to spend a single paisa for the treatment

I am running 40 centres for this purpose and the number is being increased now-a-days. To run the centre no special medical qualification is essential. Of course the person must have the preliminary knowledge of the human body for the application of the magnets. The persons who are willing to undergo the training, they are given free training of the application of Magnets. These trained persons are not allowed to charge the least for the treatment as they are expected to give the free treatment with the missionary point of view.

Thanking you,

पुनमचंद्र राठी

Dr. Punamchand Rathi,
M.D.(M.A.) D.Sc. (SHRILANKA)
MAGNETO THERAPIST
Prop. Gayatri Magneto Centre
Chumbak Ghar, East of Chhaya
Mangal Karyalaya, Ranpise Nagar,
AKOLA-444001,
Maharashtra (INDIA)

THESIS ABSTRACT

Full name of student : Mohd.Mujeebuddin (M.V.Sc. student)
Name and address of Major Advisor : Dr.M.D.Narkhede,
Professor of Surgery,
Department of Surgery & Gynaecology,
Punjabrao Krishi Vidyapeeth,
Akola
Title of the thesis : "STUDIES ON SURVIVAL OF PRESERVED
BONE GRAFTS UNDER THE INFLUENCE OF
MAGNETIC THERAPY IN CALVES"

The studies were conducted to know the host response to fresh and frozen allogenic bone grafts and effect of magnetic stimulation on osteogenesis of long bones in the bovines.

Nine animals, selected randomly, were divided in three groups (Group I, Group II Group III) of 3 animals each. The bone defect of 2 cm X 5 cm was created first by electric drill and then with chisel and hammer in ~~the~~ metatarsi under local infiltration anaesthesia and trifluopromazine hydrochloride sedation. The grafts were aseptically collected from the metacarpus or metatarsus of recently slaughtered animals. In Group I, fresh allogenic bone grafts were implanted. In Group II, allogenic bone grafts, preserved at 20°C for 7 days, were implanted and additionally magnetic therapy was applied by keeping the magnets of 1000 Gauss in contact with the site of fracture for half an hour daily. These magnets were obtained from Dr. Punamchandji Kathi of Chumbak Ghar of Akola (Maharashtra).

Histomorphologically, on post operative day 15, an accelerated healing was evident in Group III through well

formed cartilagenous plates and fibroblastic proliferation, as compared to control Group (Group I) and group II. On day 21, a definite acceleration of healing was evident in Group III through the marked osteoblastic proliferation and replacement of cartilagenous plates by osteoid tissue. However in Group I and Group II, the calluses of cartilagenous type with fibrovascular tissue showing minimum osteoblastic activity. On post operative day 28, a clear indication of advanced ~~ex~~ acceleration of osteogenesis was noticed through formation of osteoid matrix in the form of trabeculae, replacement of cartilage tissue and establishment of characteristic Haversian system in magnetically stimulated calluses. In Group I, calluses were cartilagenous with osteoblastic proliferation. Little acceleration of healing was seen in Group I on 28th day through formation of osteoid matrix replacing the cartilagenous tissue.

On the basis of results obtained in the present studies, it is concluded that,

Freezing of graft at -20°C did not require any equipment of chemicals,

Frozen allogenic bone grafts were capable of inducing osteogenesis superior to fresh allogenic bone grafts.

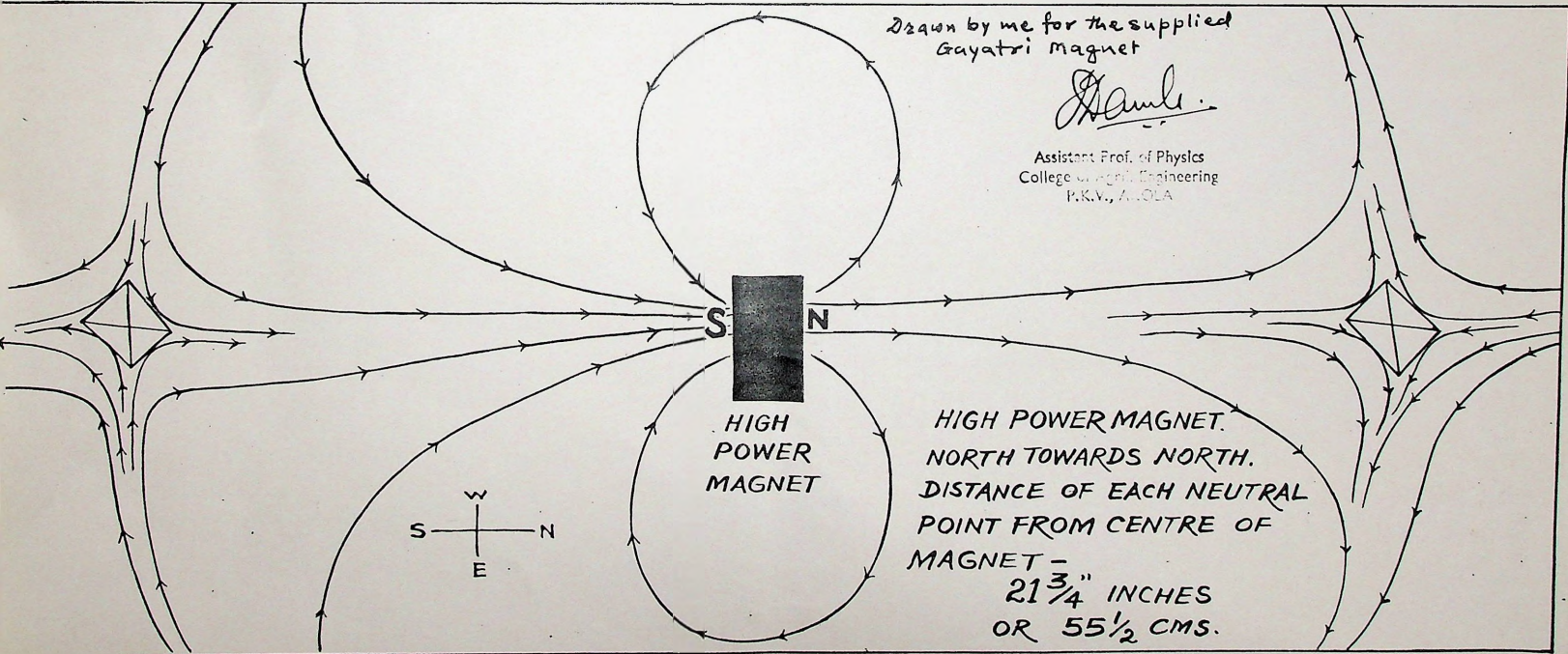
Magnetic stimulation of 100 Gauss was found to be a practicable and efficacious method which accelerated the osteogenesis.

Dr. D. S. Datta
Department of Physiology
University of Calicut
P. O. Box 100

Drawn by me for the supplied
Gayatri magnet

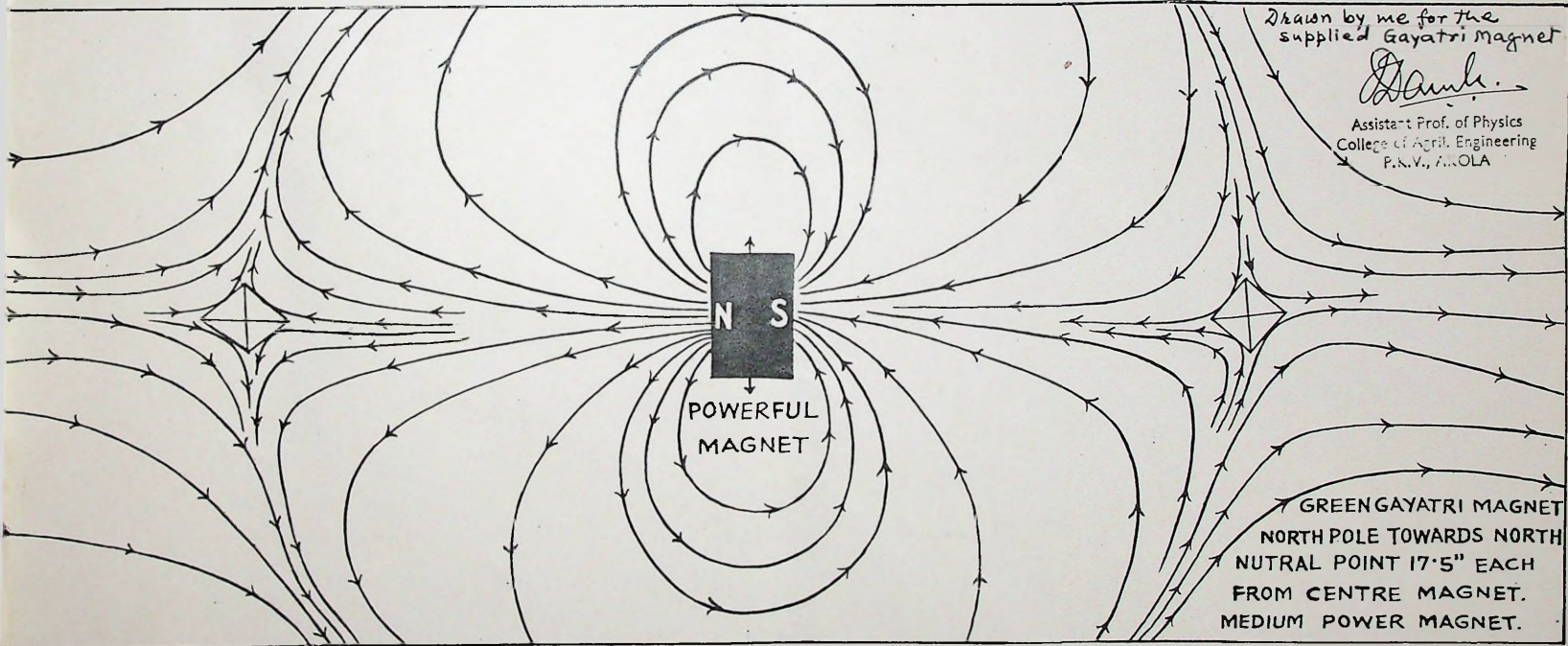
Samli

Assistant Prof. of Physics
College of Engineering
P.K.V., ANJALA



HIGH
POWER
MAGNET

HIGH POWER MAGNET.
NORTH TOWARDS NORTH.
DISTANCE OF EACH NEUTRAL
POINT FROM CENTRE OF
MAGNET -
 $21\frac{3}{4}$ " INCHES
OR $55\frac{1}{2}$ CMS.



Drawn by me for the
supplied Gayatri Magnet

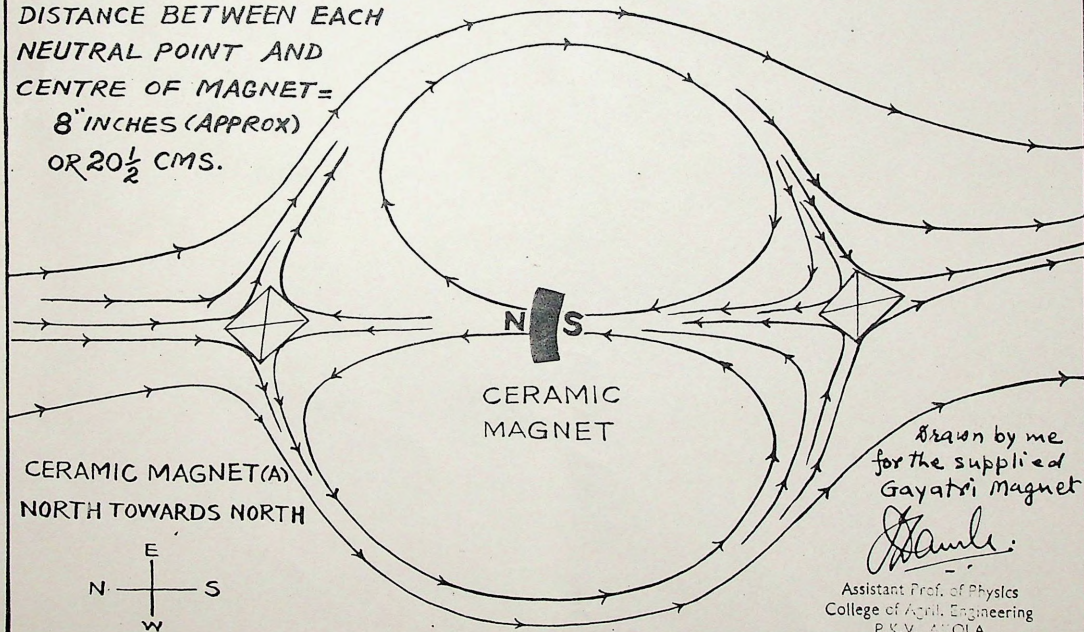
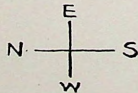
Dhanu.

Assistant Prof. of Physics
College of Agril. Engineering
P.N.V., ANOLA

GREENGAYATRI MAGNET
NORTH POLE TOWARDS NORTH
NUTRAL POINT 17.5" EACH
FROM CENTRE MAGNET.
MEDIUM POWER MAGNET.

DISTANCE BETWEEN EACH
NEUTRAL POINT AND
CENTRE OF MAGNET =
8" INCHES (APPROX)
OR $20\frac{1}{2}$ CMS.

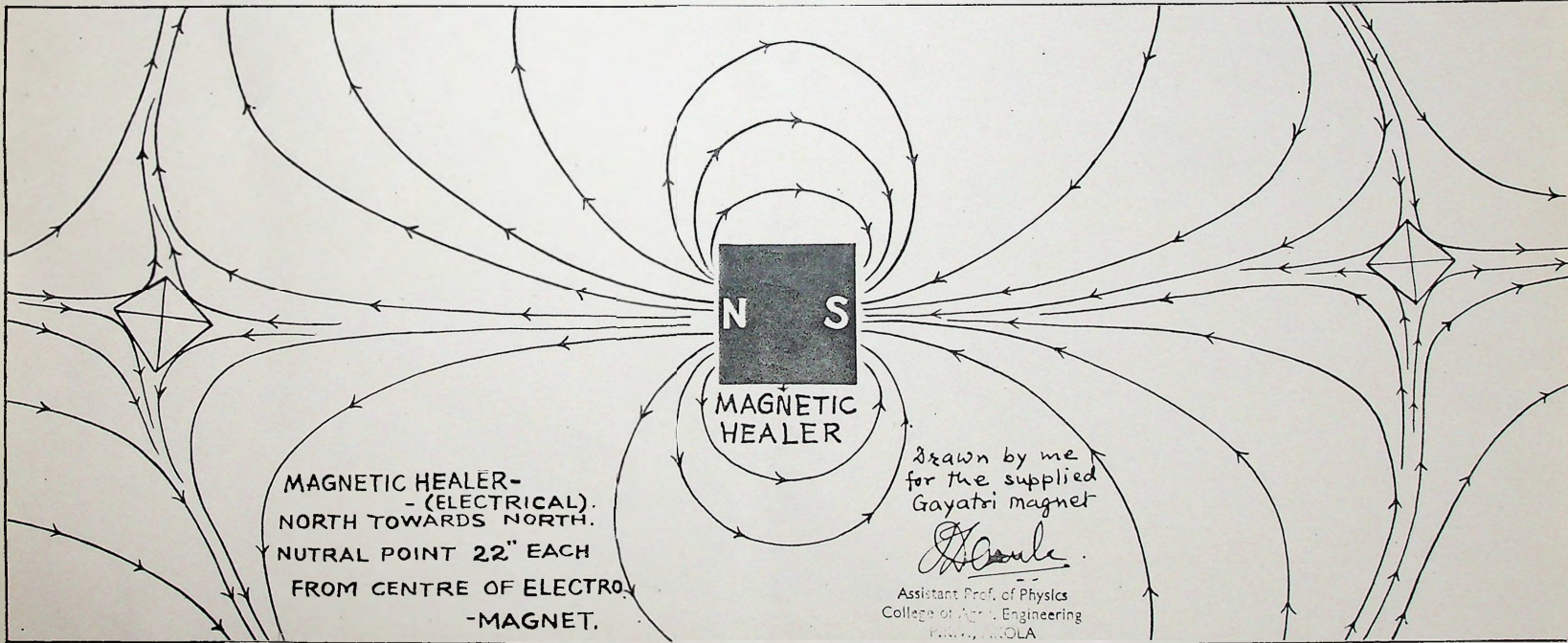
CERAMIC MAGNET (A)
NORTH TOWARDS NORTH



Drawn by me
for the supplied
Gayatri magnet

Handwritten signature

Assistant Prof. of Physics
College of Agri. Engineering
P.K.V., ARJUNNAPUR





THE OPEN INTERNATIONAL UNIVERSITY
FOR
COMPLEMENTARY MEDICINES

CHARTER OF **MEDICINA ALTERNATIVA**
(ALMA ATA 1962)

Ref. No.....

Date: 20.9.1988

Chancellor:

DR. S. YASUDA
M.D., Ph.D., D.Litt.

Vice-Chancellor:

DR. TOSHIKO KODERA
M.D., D.Sc.

Dean of Clinical Studies:

PROF. DR. SIR ANTON JAYASURIYA
M.B.H.S., (Eng.) D.Phys.Med., R.C.P. (Lond.)
▲ R.C.S. (Eng.)
(Chairman Medicina Alternativa)

Dr. Punamchand Kathi,
Near Abhinandan Bldg.,
Behind School,
No.5 Rautwadi,
Akola 444 005,
Maharashtra,
India.

International Co-ordinators:

PROF. DR. SIR MICHAEL NIGHTINGALE
M.D. (M.A.)
PROF. DR. JENS JERNDIHAL
M.D. (M.A.)

Dear Dr. Kathi,

It is our great pleasure to inform you that the Magneto Therapy apparatus donated by you to our hospital has been extensively used in our clinic. The clinical trials indicate that they are extremely effective in treating muscular disorders.

Our clinical staff would like me to convey their thanks for the generous donation.

Yours sincerely,

Prof. Dr. Sir Anton Jayasuriya

Clinical Studies and Internships
Library and Lecture Theatres
Student Hostel and Residences
University Secretariat

Colombo South Government General Hospital, Kalubowila, Medicina Alternativa Clinic
BAIHUI Centre, 34/3, S. de S. Jayasinghe Mawatha, Nugegoda
19/2 Piyaratnam Road, Dehiwala
Please address all correspondence to Registrar O.I.U.C.M., 28, International Buddhist
Centre Road, Colombo 6, Sri Lanka. Telephone: 685242 Telex: 22717 Two S CE
Facsimile No. 94-1-712367



Dr. PUNAMCHAND RATHI


M. D. (M. A.), D. Sc. (SHRILANKA)

MAGNETO THERAPIST
CONDUCTOR

☎ : 6900

GAYATRI MAGNETO CENTREChumbak Ghar, East of Chhaya Mangal Karyalaya,
Ranpise Nagar, AKOLA 444001 Maharashtra (INDIA)

TRADE MARK

*Respected Doctors,*

I have been practising Magneto Therapy now for almost Seven years. I have tried this therapy not only on general diseases but also on critical patients affected by dreaded diseases like Cancer and Heart ailments. I must in all humility confess that Seven years are a small period for Venturing emphatic statement in respect of results, though these have been sufficiently encouraging. Secondly, it is only recently that I have started collecting scientific data and its analysis and assessing percentage-wise results. So far my conclusions have been based on trial-observation and experimentation. Observation and experimentation are not entirely unscientific.

METHODOLOGY OF TREATMENT: Wherever this therapy is in vogue, I have marked that industrial magnetic poles are quite common in their use for treatment of human ailments. In my opinion, the use of industrial magnets fail to serve the intended purpose. In matching magnetic area of the earth with that of human body, industrial magnets suffer untenability.

My Methodology assumes that (i) Magnetic fields are common to both e.g. the earth and the human body. (ii) These two must match but polewise in the opposite which means that the Earth's North pole correctly matches only with the magnetic South pole in human body and vice versa. (This assumption clearly cancels the wrong and faulty notion of matching of the "likes"). (iii) I have been all through using the standard specification provided by Albert Roy Davis of America in the manufacture of magnetic ailments.

USE OF THE MAGNETES: It has been observed that the low power but long wave length magnets give better results. Ferite magnets are most suitable. You can verify the penetration of magnetic waves all through the body with the help of mariner's compass. While preparing magnetised water a precaution is necessary that the waves affect the entire container and not some part of it. Another precaution to be strictly understood and followed by the patients is that after having undergone the treatment of magneto therapy, they should strictly abstain from the use of or intake of cold water for atleast one hour. They may take hot drinks. They should avoid taking bath or taking meals during the post-treatment hours.

Now I am interested in doing the further research work on Bio-magnetism. Professor Miss Archana Lunde (M.Sc., Microbiology) Mr. D. P. Deshmukh (M.Sc., Life Sciences) and Miss Minu Dhalu, Laboratory Technician (D.M.L.T.) are also working with me.

Contd. on ...2..

(page 2)

At present I am running sixty centres through out India and receiving the good response. These centres are being run without taking any fees or remuneration from the patients. This type of Missionary work is appreciated from all the corners of my country.

Professor Miss Archana Laxde is doing researches on Bio-magnetism with relation to the pathogenic Bacteria. She has done the following experiment:

- i) The effect of Magnetic field on motility of Bacteria.
- ii) Effect of Magnetism on Morphology of Bacteria.

The successful experiments are very useful from the treatment point of view. For these Experiments she used the cultures of pathogenic Bacteria namely Staphylococcus Aureus and proteus vulgaris. Brief description of the both experiments is given below. Medium power magnets of ferites having wave length 30 cm. x 40 cm of 4000 gauss are used in this experiments.

EFFECTS OF MAGNETIC FIELD ON MOTILITY OF BACTERIA:

EXPERIMENT: First magnetic water of both the poles i.e. north and south pole is prepared. Then active culture of highly motile bacteria i.e. proteus vulgaris is taken.

The tubes containing South pole magnetic water and North pole magnetic water are inoculated separately by culture of proteus vulgaris. Then both the tubes are incubated for 30 minutes in incubator at 37°C. After that, motility of bacteria is observed by hanging drop preparation in compound microscope under oil immersion lens.

OBSERVATION:

1) It is observed that in South pole magnetic water bacteria becomes more active and show very fast motility.

2) In North pole magnetic water, bacteria become sluggish and show slow motility. After few seconds motility completely stop. In the same method different effects are observed when two different poles of magnet are placed near the hanging drop slide. i) When South pole is applied, it is observed that proteus vulgaris cells are attracted towards South pole and show fast motility. ii) When North pole is applied, it is observed that bacteria move away from the North pole and cells show sluggish motility. After few seconds, death occurs.

Pathogenicity of Proteus Vulgaris: Proteus Spp. are opportunist pathogens and may cause many type of infections. Urinary tract infection is the commonest disease caused by proteus. Phylonephritis, necrosis or renal tubular epithelium occurs in heavy infection cases. Proteus, strain may produce pyogenic infection of wound, ear, respiratory tract etc.

CONCLUSION: In such infection, North pole should be applied.

EFFECT OF MAGNETISM ON MORPHOLOGY OF BACTERIA: Bacteria some time shows characteristic cellular arrangement or grouping. Thus Spherical bacteria i.e. cells may be arranged in pairs (Diplococci) or in chains

Contd. on ...3..

(page 3)

(Streptococci) or in group of four or eight or as grape like bunches (staphylococci)

STAPHYLOCOCCUS AUREUS: These are spherical cocci approximately 1 micron in diameter arranged characteristically in grape like clusters. Cluster formation is due to cell division occurring in three planes with daughter cell tending to remain in close proximity with mother cell.

EXPERIMENT: Three test tubes are taken (All three tubes are sterilised). In first tube sterilised distilled water is added in second and third tube magnetic water of South and North pole is added respectively. Then all three tubes are inoculated by the active culture of staphylococcus aureus. After 10 minutes by using these liquid culture three slides are prepared by monochromatic staining technique, and observed under oil immersion lens.

OBSERVATION:

- 1) In distilled water typical arrangement i.e. grape like bunches of staphylococcus were observed.
- 2) In north pole magnetic water bunches become more compact but arrangement remains same.
- 3) In south pole magnetic water arrangement is changed. Bacteria were dispersed and they found in group of two, three or in isolated condition.
- 4) In mixed pole magnetic water arrangements remain same as distilled water.

I am glad to put before you peculiar cases which I experienced good results -

It is observed that after proper immobilisation of fracture, if magnetic North and South Poles are applied in either side of the site of fracture, The healing is earlier. In other words magnetic circle promotes faster healing as compared to fracture healing without use of magnetic. It was observed clinically or histomorphologically by Dr. Umale and P.E. Kulkarni of Punjabrao Krishi Vidyapeeth Akola.

In one laceracy case I had applied the magnetic belt around the ankle and after 72 hours the blackish blood came out by drops method and 70% swelling was reduced within this period. One more result was seen that the severe heat has been totally disappear followed by dropping of blood having blackish colour.

One peculiar case I want to put before you that a person having severe pain in two fingers of his left foot. The reason as diagnosed by one allopathy doctor that there was no blood supply in these two fingers and hence the severe pain is there. I applied magnetic belt on the ankle and one belt above the knee the result was that after continuous application of these magnetic belts. The patient got relief within the period of four months. He is also given a magnetised water of North Pole.

Contd. on ...4..

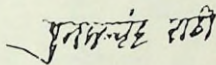
(page 4)

My efforts are mainly for the people of rural area where the medical aid is not easily available. Persons, who are below average financially are not getting even the first aid and present. And hence I have concentrate my all efforts to render possible help to these people who are suffering from various diseases. The patients are not to spend a single paise for the treatment.

The instruments those I have manufactured giving the correct results, I have got the clinical trials from Open International University South Colombo, South General Government Hospital that they extremely effective in the treatment specially for muscular disorders.

To run the centre no special medical qualification is essential. Of course the person must have the preliminary knowledge of the human body for the application of the magnets. The persons who are willing to under go the training, they are given free training of the application of Magnets. These trained persons are not allowed to charge the least for the treatment as they are expected to give the free treatment with the missionary point of view.

Thanking you,



Dr. Panamchand Rathi,
M.D. (M.A.) D.Sc., (SRI LANKA)
GOLD MEDALIST.

Paper read at The Radianic Association of India.
at Hyderabad. 12th & 13th Nov. 1988.

Dr. PUNAMCHAND RATHI

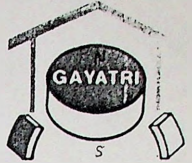
M. D. (M. A.), D. Sc., (SHRILANKA)

**MAGNETO THERAPIST
CONDUCTOR**

T: 6900

GAYATRI MAGNETO CENTRE

TRADE MARK



Chumbak Ghar, East of Chhaya Mangal Karyalaya,
Ranpise Nagar, AKOLA 444001 Maharashtra (INDIA)

Respected Doctors,

Generally it is observed that the industrial poles are used but this method is wrong. Because we are living on the Earth. Therefore the Earth North Magnetic pole correctly matches with the Magnetic South in the human body, and Vice Versa. This assumption clearly cancels that the wrong and faulty notion of matching of the likes. These poles are approved by the Albert Roy Davis research Laboratory, America.

When we apply the Ceramic Magnetic North Pole between eye brows at the time of Meditation the cold waves and bluish light are produced conversely the South Pole is applied hot waves and redish colour with fermentation are produced. The same results are obtained from the magnetised water of North and South Poles. By the correct diagnosis you can use the magnetics according to the diseases, such as high B.P., Ulcer, Cancer or swelling, we have to apply the North Pole and intake the North Pole water. But diseases like Polio Paralises, Rhumatism, low B.P. etc., you have to intake South Pole water and apply both the poles on the body to creat the circle in the body. Therefore you must have the correct knowledge of the Poles and prior to that you should have able to locate the correct source, cold or hot - of the diseases. Thus understanding of this Theory correctly:

contd...2.

not only offers relief for the diseases - but prevents bad or side effects in substantial number of cases.

When preparing water a precaution is necessary that the waves effect the entire container and not some part of it. Another precaution to be strictly understood by the patients that after having undergone the magnetic treatment they should strictly obtain from the use or intake of cold water, at least one hour they should not take bath or meals during the post treatment hours.

We are doing the Magnetic research through Punjabrao krishi Vidyapith on bacterial pathological and pharmacological research Laboratory of various bacertias. The results will come out within few months.

We have got the scientific research on proteris velgaris bacteria through Professor Miss. Arcana Lande (Microbiology) Mr. D.P. Deshmukh (Life Sciences) and Miss. Mina Bhalal (Laboratory Tecunician) that in South pole water bacteria attracted towards the South pole and show fast motality. But in North Pole cells move away and show sluggish motality. After few seconds death occurs. By this observation it proves that the work which I have done for the last six years practically is quite correct.

The instruments those I have manufactured giving the correct results, I have got the clinical trials from Open International University South Columbo, South General Government Hospital that they extremely effective in the treatment specially for mascular disorders.

contd...3.

My efforts are mainly for the people of rural area where the medical aid is not easily available. Persons, who are below average financially are not getting even the first aid at present. And hence I have concentrate my all efforts to render possible help to these people who are suffering from various diseases. The patients are not to spend a single paise for the treatment.

I am running 40 centres for this purpose and the number is being increased now-a-days. To run the centre no special medical qualification is essential. Of course the person must have the preliminary knowledge of the human body for the application of the magnets. The persons who are willing to under go the training, they are given free training of the application of Magnets. These trained persons are not allowed to charge the least for the treatment as they are expected to give the free treatment with the missionary point of view.

Just for your information - I have attended Medicina Alternativa International Complementary Medicines - Conferences in Copenhagan, (Denmark) and Deblin (Ireland). There I have demonstrated the use o f various magnetic instruments for the varied ailments of the human being. This demonstration was very much appreciated by the Doctors. Moreover I have submitted the report on research of Bacteria in this Conference. It was so appealing to them that they have avoided me a Gold Medal. In 1986 this Gold Medal was awarded to Mother Tersa, for the missionary work.

Thanking you,

DR. Punamchand Rathi
M.D.(M. A.)D.Sc. (SRI LANKA)
MAGNETO THERAPIST
Prop. Gayatri Magneto Centre
Chumbak Ghar, Ranpise Nagar,
AKOLA - 444 001.
Maharashtra (INDIA)

Dr. PUNAMCHAND RATHI

M. D. (M. A.), D. Sc., (SHRILANKA)

MAGNETO THERAPIST
CONDUCTOR

☎ : 6900

GAYATRI MAGNETO CENTREChumbak Ghar, East of Chhaya Mangal Karyalaya,
Ranpise Nagar, AKOLA 444001 Maharashtra (INDIA)

Respected Doctors,

I have been practising Magneto Therapy now for almost Seven years. I have tried this therapy not only on general diseases but also on critical patients affected by dreaded diseases like Cancer and Heart ailments. I must in all humility confess that Seven years are a small period for Venturing emphatic statement in respect of results, though these have been sufficiently encouraging. Secondly, it is only recently that I have started collecting scientific data and its analysis and assessing percentage-wise results. So far my conclusions have been based on trial-observation and experimentation. Observation and experimentation are not entirely unscientific.

METHODOLOGY OF TREATMENT: Wherever this therapy is in vogue, I have marked that industrial magnetic poles are quite common in their use for treatment of human ailments. In my opinion, the use of industrial magnets fail to serve the intended purpose. In matching magnetic area of the earth with that of human body, industrial magnets suffer untenability.

My Methodology assumes that (i) Magnetic fields are common to both e.g. the earth and the human body. (ii) These two must match but polewise in the opposite which means that the Earth's North pole correctly matches only with the magnetic South pole in human body and vice versa. (This assumption clearly cancels the wrong and faulty notion of matching of the "likes"). (iii) I have been all through using the standard specification provided by Albert Roy Davis of America in the manufacture of magnetic ailments.

USE OF THE MAGNETES: It has been observed that the low power but long wave length magnets give better results. Ferrite magnets are most suitable. You can verify the penetration of magnetic waves all through the body with the help of mariner's compass. While preparing magnetised water a precaution is necessary that the waves affect the entire container and not some part of it. Another precaution to be strictly understood and followed by the patients is that after having undergone the treatment of magneto therapy, they should strictly abstain from the use of or intake of cold water for atleast one hour. They may take hot drinks. They should avoid taking bath or taking meals during the post-treatment hours.

Now I am interested in doing the further research work on Bio-magnetism. Professor Miss Archana Larde (M.Sc., Microbiology) Mr. D. P. Deshmukh (M.Sc., Life Sciences) and Miss Minu Dhulu, Laboratory Technician (D.M.L.T.) are also working with me.

Contd. on ...2..

(page 2)

At present I am running sixty centres through out India and receiving the good response. These centres are being run without taking any fees or remuneration from the patients. This type of Missionary work is appreciated from all the corners of my country.

Professor Miss Archana Lanle is doing researches on Bio-magnetism with relation to the pathogenic Bacteria. She has done the following experiment:

- i) The effect of Magnetic field on motility of Bacteria.
- ii) Effect of Magnetism on Morphology of Bacteria.

The successful experiments are very useful from the treatment point of view. For these Experiments she used the cultures of pathogenic Bacteria namely Staphylococcus aureus and proteus vulgaris. Brief description of the both experiments is given below. Medium power magnets of ferrites having wave length 30 cm. x 40 cm of 4000 gauss are used in this experiments.

EFFECTS OF MAGNETIC FIELD ON MOTILITY OF BACTERIA:

EXPERIMENT: First magnetic water of both the poles i.e. north and south pole is prepared. Then active culture of highly motile bacteria i.e. proteus vulgaris is taken.

The tubes containing South pole magnetic water and North pole magnetic water are inoculated separately by culture of proteus vulgaris. Then both the tubes are incubated for 30 minutes in incubator at 37°C. After that, motility of bacteria is observed by hanging drop preparation in compound microscope under oil immersion lens.

OBSERVATION:

1) It is observed that in South pole magnetic water bacteria becomes more active and show very fast motility.

2) In North pole magnetic water, bacteria become sluggish and show slow motility. After few seconds motility completely stop. In the same method different effects are observed when two different poles of magnet are placed near the hanging drop slide. i) When South pole is applied, it is observed that proteus vulgaris cells are attracted towards South pole and show fast mobility. ii) When North pole is applied, it is observed that bacteria move away from the North pole and cells show sluggish motility. After few seconds, death occurs.

Pathogenicity of Proteus Vulgaris: Proteus Spp. are opportunist pathogens and may cause many type of infections. Urinary tract infection is the commonest disease caused by proteus. Pyelonephritis, necrosis or renal tubular epithelium occurs in heavy infection cases. Proteus, strain may produce pyogenic infection of wound, ear, respiratory tract etc.

CONCLUSION: In such infection, North pole should be applied.

EFFECT OF MAGNETISM ON MORPHOLOGY OF BACTERIA: Bacteria some time shows characteristic cellular arrangement or grouping. Thus Spherical bacteria i.e. cells may be arranged in pairs (Diplococci) or in chains

Contd. on ...3..

(page 3)

(Streptococci) or in group of four or eight or as grape like bunches (staphylococci)

STAPHYLOCOCCUS AUREUS: These are spherical cocci approximately 1 micron in diameter arranged characteristically in grape like clusters. Cluster formation is due to cell division occurring in three planes with daughter cell tending to remain in close proximity with mother cell.

EXPERIMENT: Three test tubes are taken (All three tubes are sterilised). In first tube sterilised distilled water is added in second and third tube magnetic water of South and North pole is added respectively. Then all three tubes are inoculated by the active culture of staphylococcus aureus. After 10 minutes by using their liquid culture three slides are prepared by monochromic staining technique, and observed under oil immersion lens.

OBSERVATION:

1) In distilled water typical arrangement i.e. grape like bunches of staphylococcus were observed.

2) In north pole magnetic water bunches become more compact but arrangement remains same.

3) In south pole magnetic water arrangement is changed. Bacteria were dispersed and they found in group of two, three or in isolated condition.

4) In mixed pole magnetic water arrangements remain same as distilled water.

I am glad to put before you peculiar cases which I experienced good results -

It is observed that after proper immobilisation of fracture, if magnetic North and South Poles are applied on either side of the site of fracture, The healing is earlier. In other words magnetic circle promotes faster healing as compared to fracture healing without use of magnetic. It was observed clinically or histomorphologically by Dr. Umate and P.E. Kulkarni of Panjabrao Krishi Vidyapeeth Akola.

In one laceracy case I had applied the magnetic belt around the ankle and after 72 hours the blackish blood came out by drops method and 70% swelling was reduced within this period. One more result was seen that the severe heat has been totally disappear followed by dropping of blood having blackish colour.

One peculiar case I want to put before you that a person having severe pain in two fingers of his left foot. The reason as diagnosed by one alopathy doctor that there was no blood supply in these two figure and hence the severe pain is there. I applied magnetic belt on the ankle and one belt above the knee the result was that after continuous application of these magnetic belts. The patient got relief within the period of four months. He is also given a magnetised water of North Pole.

Contd. on ...4...

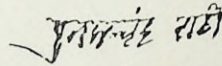
(page 4)

My efforts are mainly for the people of rural area where the medical aid is not easily available. Persons, who are below average financially are not getting even the first aid and present. And hence I have concentrate my all efforts to render possible help to these people who are suffering from various diseases. The patients are not to spend a single paise for the treatment.

The instruments those I have manufactured giving the correct results, I have got the clinical trials from Open International University South Columbo, South General Government Hospital that they extremely effective in the treatment specially for muscular disorders.

To run the centre no special medical qualification is essential. Of course the person must have the preliminary knowledge of the human body for the application of the magnets. The persons who are willing to under go the training, they are given free training of the application of Magnets. These trained persons are not allowed to charge the least for the treatment as they are expected to give the free treatment with the missionary point of view.

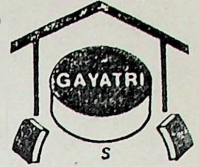
Thanking you,



Dr. Puranchand Rathi,
M.D. (M.A.) D.Sc., (SHRILAKKA)
GOLD MEDALIST.

GAYATHI MAGNETO CENTREChumbak Ghar, East of Chhaya Mangal Karyalaya,
Ranpise Nagar, AKOLA 444001 Maharashtra (INDIA)

TRADE MARK



My dear Friends,

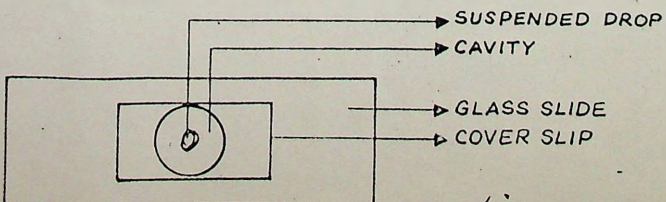
For the last six years, I am running magneto therapy centres and getting the best results in treating various diseases. Upto this time, I am practically getting the knowledge of Magneto Therapy by applying the magnetic instruments on the body. But now with the help of Miss Archana Lande and Shri D.P.Deshmukh students of Microbiology and Miss Meena Bhala, a young enthusiastic Pathologist, I am doing some researches on Magneto Therapy on Proteus Vulgaris bacteria.

At present I am running 40 centres throughout India and receiving the good responses. These centres are being run without taking any fees or remuneration from the patients. This type of missionary work is appreciated from all the corners of my country.

THE EFFECT OF MAGNETIC FIELD ON MOTILITY OF BACTERIA

Medium Power Magnets of Ferrites having wave length 30 cm x 40 cm, of 4000 gauss are used in this experiment. The wet mount and hanging drop techniques were used. The above preparation permit examination of organisms in normal living condition suspension in fluid. Wet preparations are made by placing drop of fresh fluid culture on glass slide and covering the glass slide with coverslip. This reduces the rate of evaporation and exclude the effect of air currents. The drop may be ringed with petroleum jelly or by other material to provide the seal between slide and coverslip.

Hanging drop preparation are made by placing drop of the bacterial suspension on a coverslip and inverting it on concave area of a hollow ground slide. The observation of bacteria will determine whether they are motile or not. In this method, mortality is observed because bacteria are suspended in liquid medium are free to move about, if they are capable of motion.



Experiment : First magnetic water of both the poles i.e. north and south pole is prepared. Then active culture of highly motile bacteria i.e. proteus vulgaris is taken.

The tubes containing south pole magnetic water and north pole magnetic water are inoculated separately by culture of proteus vulgaris. Then both the tubes are incubated for 30 minutes in incubator at 37° C. After that, motility of bacteria is observed by hanging drop preparation in compound microscope under oil immersion lens.

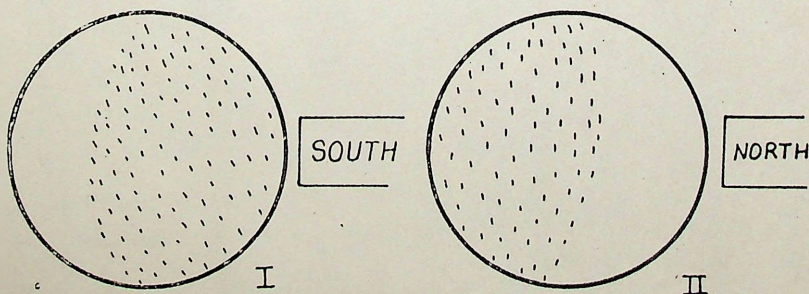
Observation :

1. It is observed that in south pole magnetic water bacteria becomes more active and show very fast motility.

2. In north pole magnetic water, bacteria become sluggish and show slow motility. After few seconds motility completely stop. In the same method, different effects are observed when two different poles of magnet are placed near the hanging drop slide.

1. When south pole is applied, it is observed that proteus vulgaris cells are attracted towards south pole and show fast motility.

2. When north pole is applied, it is observed that bacteria move away from the north pole and cells show sluggish motility. After few seconds, death occurs.



(PROTEUS VULGARIS)
BACTERIA ARE ATTRACTED
TOWARDS SOUTH POLE
AND BECAME MORE ACTIVE.

(PROTEUS VULGARIS)
BACTERIA ARE REPELLED
AWAY FROM NORTH POLE
AND AFTER SOME TIME
BECAME INACTIVE.

Pathogenicity of *Proteus vulgaris* : *Proteus* spp. are opportunist pathogens and may cause many type of infections. Urinary tract infection is the commonest disease caused by *proteus*.

Phylonephritis, necrosis of renal tubular epithelium occurs in heavy infection cases. *Protens*, strain may produce pyogenic infection of wound, ear, respiratory tract etc.

CONCLUSION : In such infection, north pole should be applied.

EFFECT OF MAGNETISM ON MORPHOLOGY OF BACTERIA

Bacteria some time shows characteristic cellular arrangement or grouping. Thus sperical bacteria i.e. cells may be arranged in pairs (Diplococli) or in chains (Streptococli) or in group of four or eight or as grape like bunches (staphylocli)

STAPHYLOCOCEUS AUREUS

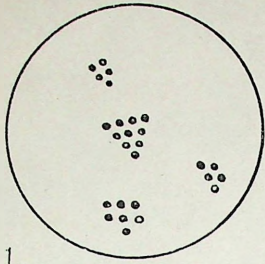
These are sperical cocci approximately 1 micron in diameter arranged characteristically in grape like clusters. Cluster formation is due to cell division occurring in three planes with daughter cell tending to remain in close proximity with mother cell.

EXPERIMENT : Three test tubes are taken (All three tubes are sterilised). In first tube sterilsed distilled water is added in second and third tube magnetic water of south and north pole is added respectively. Then all three tubes are inoculated by the active culture of *staphylococcus aureus*. After 10 minutes by using these liquid culture three slides are prepared by monochromic straining technique, and observed under oil immersion lens.

OBSERVATION :

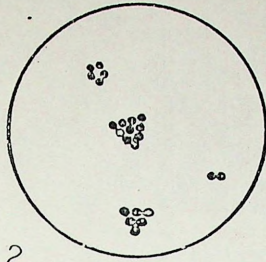
1. In distilled water typical arrangement i.e. grape like bunches of *staphylococcus* were observed.
2. In north pole magnetic water bunches become more compact but arrangement remains same.
3. In south pole magnetic water arrangement is changed. Bacteria were dispersed and they found in group of two, three or in isolated condition.
4. In mixed pole magnetic water arrangements remain same as distilled water.

cont...4.....



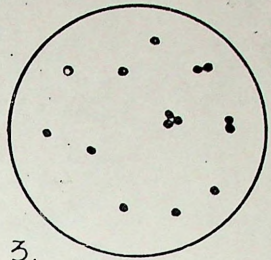
1.

IN DISTILLED
WATER



2.

IN NORTH POLE
MAGNETIC WATER



3.

IN SOUTH POLE
MAGNETIC WATER

PATHOGENICITY

Staphylococcus aureus is commonest normally present in nose, mouth, throat, skin etc.

It causes following infections :

1. Food poisoning.
2. Mastitis.
3. Withlad.
4. Cellulitis.
5. Boils.
6. Generalised infections like :
 - i) Ulcerative endocarditis
 - ii) Facial cellulitis
 - iii) Brain abscesses
 - iv) Lung abscesses
 - v) Genito urinary tract infections.

The above experiments prove that in ancient time our sages were doing meditation and getting the same results. For example at the time of meditation in the middle of two eye brows if the ceramic magnet's north pole is placed, the cold wave and the faint bluish light is created. On the other hand if the south pole is applied, warm wave and the faint reddish light can be experienced. This therapy proves that in ancient time, atharva vedas gives the correct knowledge of this subject.

One of our centre 'Arogya Gyan Vardhini Sanstha', Akola has given the results of the patients as below in magneto therapy.

cont...5...

Sl.No.	Name of disease.	No of Cases	RESULTS		
			Good	Fair	No Change
1.	Rhumatic Arthritis	39	26	6	7
2.	Conjunctivitis	20	10	7	3
3.	Hypertention	19	4	5	10
4.	Anemia, and, General debility	27	19	5	3
5.	Ch. Adenitis (Non Tuberculus)	13	7	2	4
6.	Sciatica	4	2	1	1
7.	Hyperacidity	24	13	9	2
8.	Neuritis	11	6	2	3
9.	Constipation	5	2	2	1
TOTAL		162	89	39	34

The cure rate with magneto therapy is 65% and it is very encouraging because it is drugless therapy for the poor affected people. It saves money and gives health.

Yashwantrao Rathi
 Dr. Punamchand Rathi,
 M.D. (M.A.) D.Sc. (SHRILANKA)
 MAGNETO THERAPIST
 Prop : Gayatri Magneto Centre
 Chumbak Ghar, East of Chhaya Mangal
 Karyalaya, Ranpise Nagar, Akola - 444 001.
 Maharashtra. India.



GAYATRI ~~MAGNETO~~ MAGNETO CENTRE

CONDUCTED BY

PUNAMCHAND RATHI
MAGNETO THERAPIST

• Near Abhinandan Bldg. Behind School No. 5 Rautwadl,

• AKOLA 444005 Maharashtra (INDIA)

MAGNETO THERAPY A BLESSING IN MEDICAL TREATMENT

Some times accidents show the way of bright future. The same happened with me. In April, 1982, on Sixth day my wife suddenly got shock from electric wire, and became unconscious. Her blood circulation was affected. A thought come to my mind that if co-ogulation of blood restores its fluidity she would be alright immediately. I rushed for magnet to Shri. Ravekar who had been trained in Magneto Therapy at Delhi under Dr. Bansal. The treatment with magnet proved miracle results. She got relief within ten minutes, and completely recovered after eleven days by daily magnetic treatment and electric - transformer oil massage.

In order to repay the obligation of this type of treatment, I decided to popularise the science of MAGNETO - THERAPY and thus to relieve many suffering people of their ailments. Thus I obtained literature pertaining to this science "Research Report of Albert Rai Davis" of America helped in determining the line of treatment. On this basis I started treating patients suffering from, Asthama, Scitica, Rhumatism, Spodulytis, Kidney trouble, Gas-trouble, Urine-trouble and the like. I took guidance from the book of Dr. Bansal of Delhi, and Dr.A.K.Bhattacharya of Calcutta, gradually I improved my Magnetic Clinic by providing all recent equipment I also prescribed magnetic water together with controled magnetic treatment. I am using the Ferrites Magnets. This gives me unpredicted success, to-day with about twenty centers of Magneto Therapy are working and treating people. They are started by me. I found that low power magnets proved better than highly powerfull one. I proceded towards progress in this therapy and prepared many magnetic instruments. To my mind unexposed field of magneto therapy requires Lot of study and research. As it is more practicable and with in the reach of rural masses where medical facilities are not available, not only that Magneto Therapy Aids in curing persons who are trained by Homeopathy, Ayurved, and Modern Alopathy.

Results given by **AROGYA DIHANVARDHINI SANTHA, AKOLA.**
(Regd. No.MH. 1285/1985) From September, '86 to July, 1987.

S. No.	Name of Disease	Total No.of cases	Exce-llent	Good	Fair	No Change	Sympto-orns A-gerate
1.	Ch. Arthritis	113	70	20	13	10	-
2.	Post accidental Jt. Deprnity	3	1	-	-	2	-
3.	General Debility	90	40	25	15	5	5

S. No.	Name of Disease	Total No. of cases	Excellent	Good	Fair	No Change	Symptoms Aggravate
4.	Non healing Ulcer	19	10	3	2	3	1
5.	Peripheral Neuritis	55	25	10	8	10	2
6.	Hypertension	20	11	2	1	6	-
7.	Hyperacidity	37	21	10	1	5	-

summary : Arogya Kendra of Arogya Dhanvardhini Sanstha at Krushi Nagar, Akola. We have tried Magneto Therapy in 337 pt. from September, 1986 upto July, 1987. In this month various types of pt. treated with Magneto Therapy. Average Result of Magneto Therapy is Excellent. Apart from total 337. 178 pt. gets Excellent, 70 pt. gets good, 40 pt. Fair, 49 pt. No change & symptoms aggravate in of.

In some pt. results are not properly Judge due to irregular attendance.

Magneto Therapy is drugless thereby & very useful for manking./ Results are good & encouraging.

The results of the cases & the percentage given by Mr. M.L. Agrawal, Medical Officer, District Hospital, Almora (U.P.). Treatment given only 20 minutes a day.

Disease	Age group Yrs.	Duration of Treatment	% of relief
Arthritis	40 to 70	1 to 3 months	50 to 100
Sciatica	25 to 75	1 to 4 months	35 to 100
Tonsillitis	5 to 25	1 to 3 months	50 to 100
Deafness	50 to 77	2 to 3 months	25 to 50
Paralysis	4 to 70	2 31/2 months	25 to 50
Pain in abdomen	20 to 60	2 to 3 months	60 to 100
Headache	8 to 55	2 to 31/2 months	50 to 100
Cervical spondylitis	25 to 60	2 to 31/2 months	50 to 100
Menstrual Disorders	25 to 65	2 to 3 months	50 to 100
Leucorrhoea	20 to 50	2 to 31/2 months	75 to 100
Piles	30 to 75	2 to 3 months	50 to 80

पुनमचंद राठी
PUNAMCHAND RATHI
MAGNETO THERAPIST