



Office of the Commissioner of Police, Bangalore

# "CATCH THEM YOUNG"

EDUCATIVE PROGRAMME ON ROAD SAFETY





## My dear students

Traffic Management comprises of three "E"s - Education, Engineering and Enforcement. Of all these, education is the most important but neglected aspect. Short term changes can only be seen by educating the school children about traffic rules and driving etiquettes. Such education has to be imparted in a simple way that is easily understood by school children. This booklet is one such step in this direction. Students, once aware of traffic rules, will not only make ideal future citizens but also influence the behaviour of their elders while they drive on the roads.

I am sure that students will appreciate this booklet and will improve their attitude and behaviour on the roads.

I am grateful to hoop-la-club for designing this booklet in a manner which is most attractive and easily understood. I am sure such education will lead to safer roads in the city of Bangalore.

(Shankar Bidari)  
Commissioner of police  
Bangalore City



## Why should you read this book?

Children, before answering the above question, ask yourself the number of times you have wondered if you will make it on time to school; the number of times you wished the constant honking of vehicle horns would just stop; the number of times you sat tense wondering if you were safe inside your vehicle as other vehicles just drove by in hurry paying no attention to your vehicle or others; the number of times you saw accident reports in the newspapers, number of times you coughed uncomfortably due to smoke out of vehicle. Indeed, you will realize that there are many times, almost everyday, that the above situations occur. And why do they occur? True, there are too many vehicles on the road. But a lot of the problems on the road occur because many of us do not follow traffic and road safety rules. By following rules, we are just ensuring our own safety. If you think about it you will realize that nothing can be more important than safety because it involves our own life.

This book is meant to help you understand traffic and road safety rules so you can remind your parents and elders of rules and avoid making costly mistake. The book is fun and easy for you to understand. Read through it. If you have any further queries or any feedback, you can log on to [www.bangaloretrafficpolice.gov.in](http://www.bangaloretrafficpolice.gov.in)

## Help them help our future roads

Traffic is so much a part of our everyday life that we take it for granted – along with all the problems associated with it. Even as we complain about the congestion, accidents, pollution, reckless driving etc, there is very little most of us do about it. Many of us simply brand it as a hopeless situation or just blame the traffic police, who are actually doing their best in the midst of rising challenges. We don't realize that many problems on the road occur because of violation or ignorance of basic road rules. Such indifference to road rules and courtesies can become dangerous unless all of us individually and collectively do our bit to use the road safely and wisely. It is here the young citizens come into the picture. After all, our children hold the key to a better collective future.

It is important for us -- parents, teachers and others associated with the education of children -- to groom them for proper road usage so that when they grow up, they automatically follow rules and road courtesies. This book is Presented in the form of appealing visuals and simple, text, the book is meant to educate children on basic road usage rules. It is part of the combined efforts being taken by the Bangalore City Traffic Police and the Bangalore City Police Traffic Warden Organisation, and help your children to read and understand it – it is an important step in making them better citizens and ensuring safer roads in the future.





## THIS PROGRAMME COVERS THE FOLLOWING:

1. Road Safety
2. What is a Road?
  - Signal Lights
  - Using the Zebra Crossing
  - Using the Footpath
  - Using the Road
3. Cycling
4. Using Public Transport
5. Educating Elders
6. Basic Information
7. Students Association for Road Safety (**SARS**)
8. Drivers License
9. In case of Accident
10. Enforcing Agencies





# ROAD SAFETY







## ROAD SAFETY



Roads are being used to travel from one place to the other. Utility of these roads in a safe manner is Road Safety.




# WHAT IS A ROAD?







## WHAT IS A ROAD?





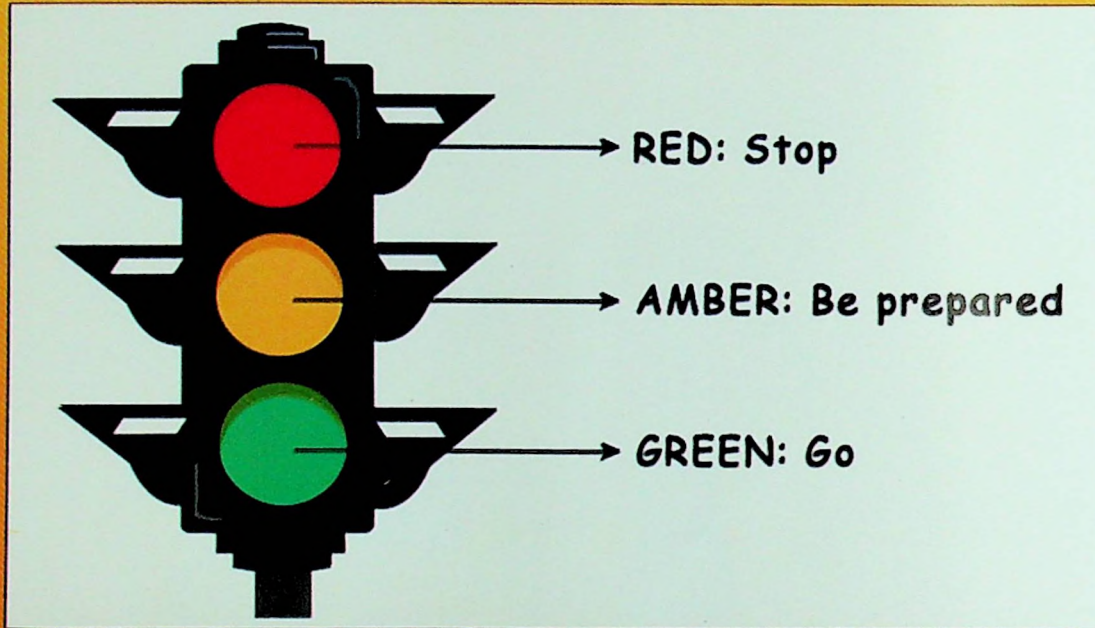
# SIGNAL LIGHTS







## SIGNAL LIGHTS



Riders/Drivers and Pedestrians should follow Traffic Signals




# USING THE ZEBRA CROSSING








## ZEBRA CROSSING



The Black & White lines marked on the road is the Zebra/Pedestrian Crossing. It is mandatory for all pedestrians to cross roads at pedestrian/zebra crossing wherever provided. It is mandatory for motorists to stop their vehicles before the zebra crossing



## USING THE ZEBRA CROSSING




Wait for the pedestrian light to turn green before crossing.





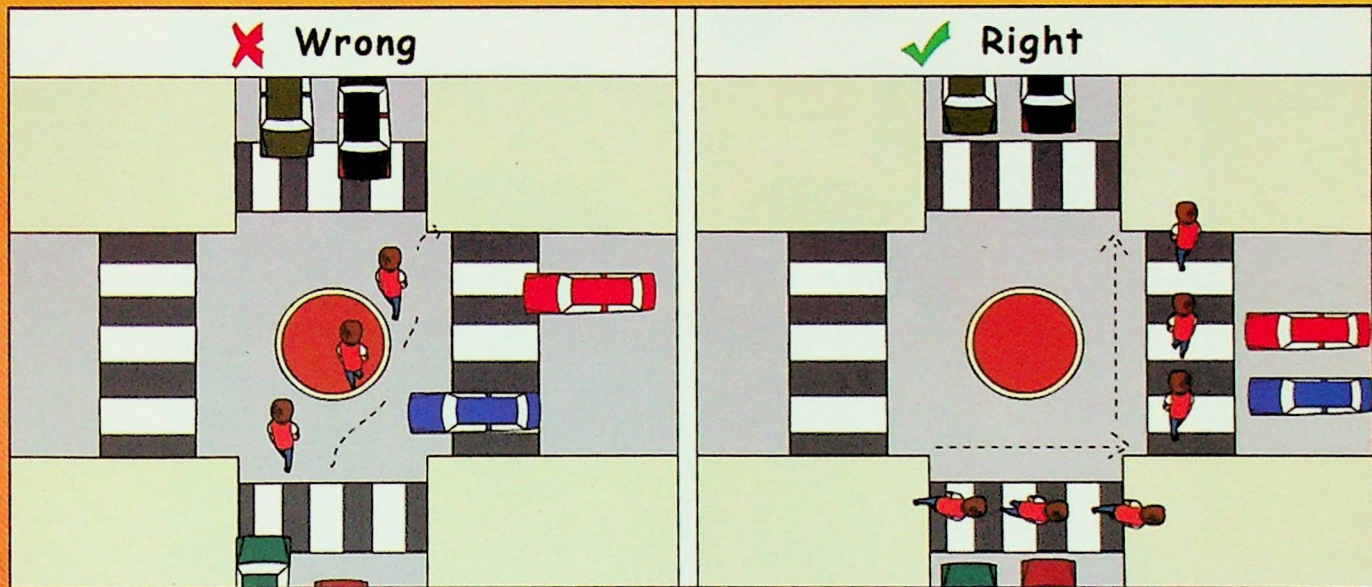
## ROAD CROSSING DRILL / KERB DRILL



In the absence of signal light and pedestrian crossing, stand on the kerb, look right, left & right again before crossing.



## USING THE ZEBRA CROSSING



Do not cross roads diagonally






# USING THE FOOTPATH





## FOOTPATH

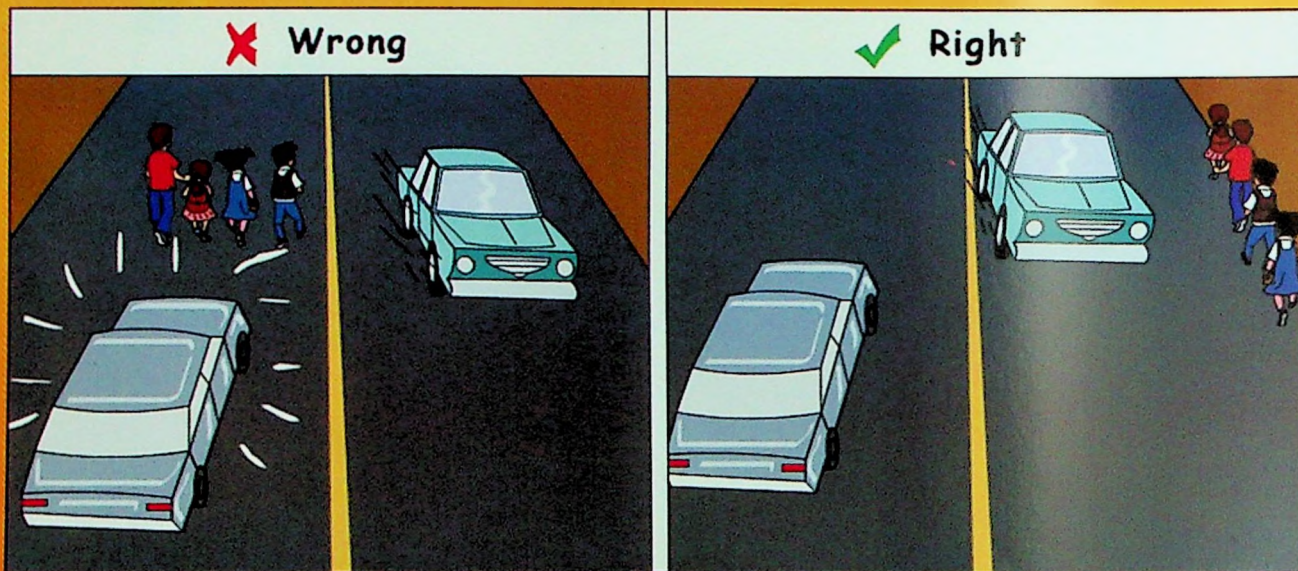


It is the safest part of the road. It is meant only for the pedestrians.





## IN THE ABSENCE OF FOOTPATH




Always walk on the right hand side of the road facing traffic in a single file



# USING THE ROAD












## CROSSING THE ROAD




Use pedestrian over bridge or subway wherever provided





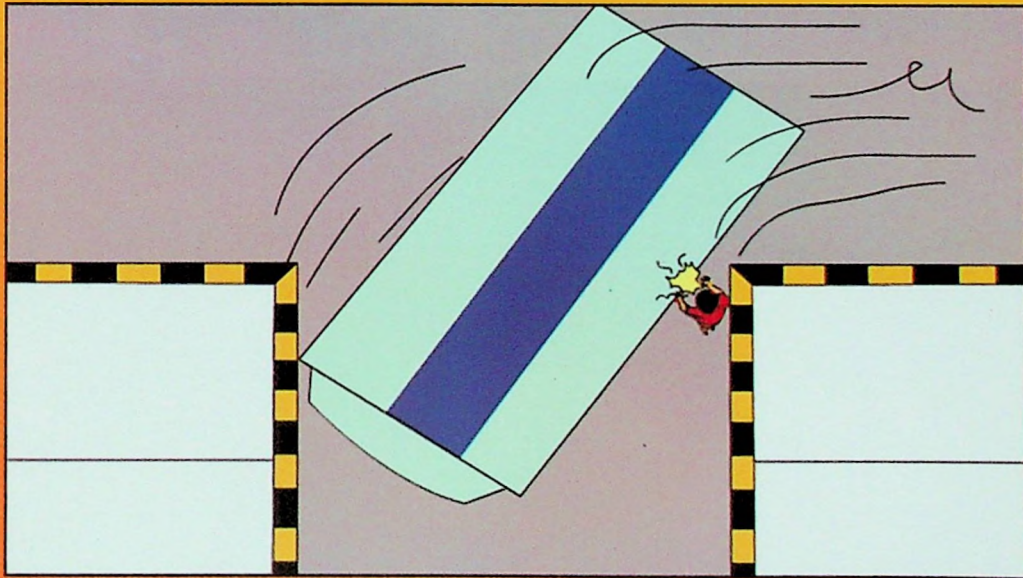
## CROSSING THE ROAD



Cross the road from behind a parked vehicle



## CROSSING THE ROAD




Do not stand at Road Corners






## ROAD MANNERS



Do not run through traffic



## ROAD MANNERS




Do not play on the footpath





## ROAD MANNERS



Do not jump road dividers



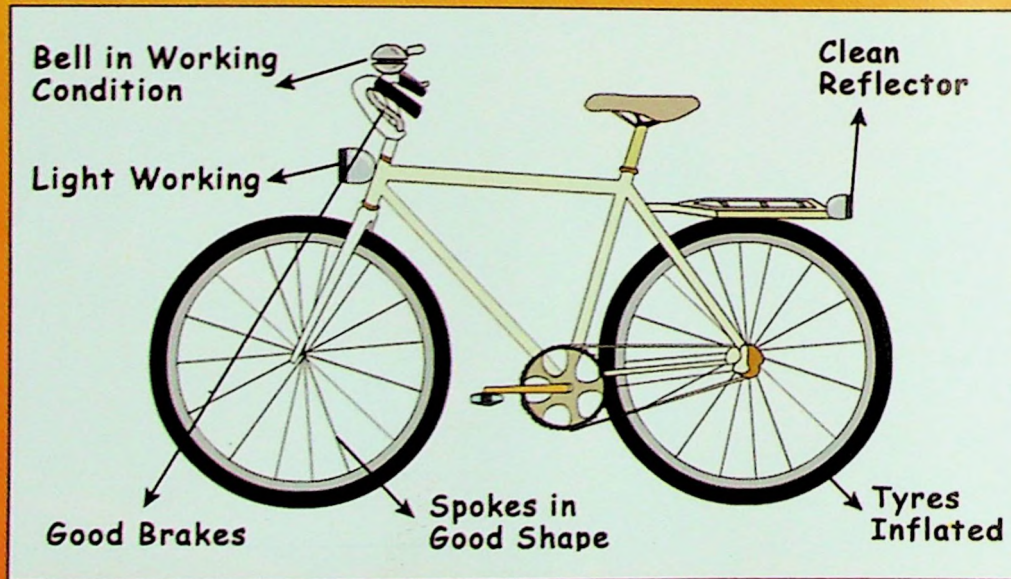
# CYCLING








## BASIC INFORMATION



Keep your cycle in good shape



## SAFE WAY OF CYCLING



In the absence of cycle lane keep to the extreme left hand side of the road






## SAFE WAY OF CYCLING



Do not perform acrobats on roads



## SAFE WAY OF CYCLING




Keep loose packages in a carrier






## SAFE WAY OF CYCLING



Do not carry pets in hand while riding



## SAFE WAY OF CYCLING




Do not keep luggage on your handle bar






## SAFE WAY OF CYCLING



Use cycle helmets



## SAFE WAY OF CYCLING




Do not race on roads






## SAFE WAY OF CYCLING



Learn to cycle in open ground with help of elders



## SAFE WAY OF CYCLING




Do not squeeze through traffic





## SAFE WAY OF CYCLING



Never hold a moving vehicle while cycling



## SAFE WAY OF CYCLING



When riding after sunset use a headlight





# USING PUBLIC TRANSPORT





## USING PUBLIC TRANSPORT



Always stand in the queue






## USING PUBLIC TRANSPORT



Do not jump off a moving bus



## USING PUBLIC TRANSPORT




Do not put your hand or head outside the window






## USING PUBLIC TRANSPORT



Do not throw any thing from inside the bus



## USING PUBLIC TRANSPORT




Never converse with the driver while he is driving





## USING PUBLIC TRANSPORT



Do not try to get into a moving bus



## USING PUBLIC TRANSPORT




Never travel on the footboard





## USING PUBLIC TRANSPORT



Ticket/Pass less travel is an offence



## USING PUBLIC TRANSPORT




Offer your seat to the old and the handicapped





## USING PUBLIC TRANSPORT



Hold on to the railing on top or a seat while the bus is in motion




# EDUCATING ELDERS








## EDUCATING ELDERS



Never allow them to use cell phone while riding/driving



## EDUCATING ELDERS




Ask them to wear helmet while riding






## EDUCATING ELDERLY



Always ask them to wear seat belt



## EDUCATING ELDERLY




Ask them not to jump a red-light





## EDUCATING ELDERLY



Right Turn


Left Turn

Stop

Ask them to use right hand for signals



## EDUCATING ELDERS




Ask them to avoid over speeding





## EDUCATING ELDERS



Ask them never to ride on footpath




# BASIC INFORMATION







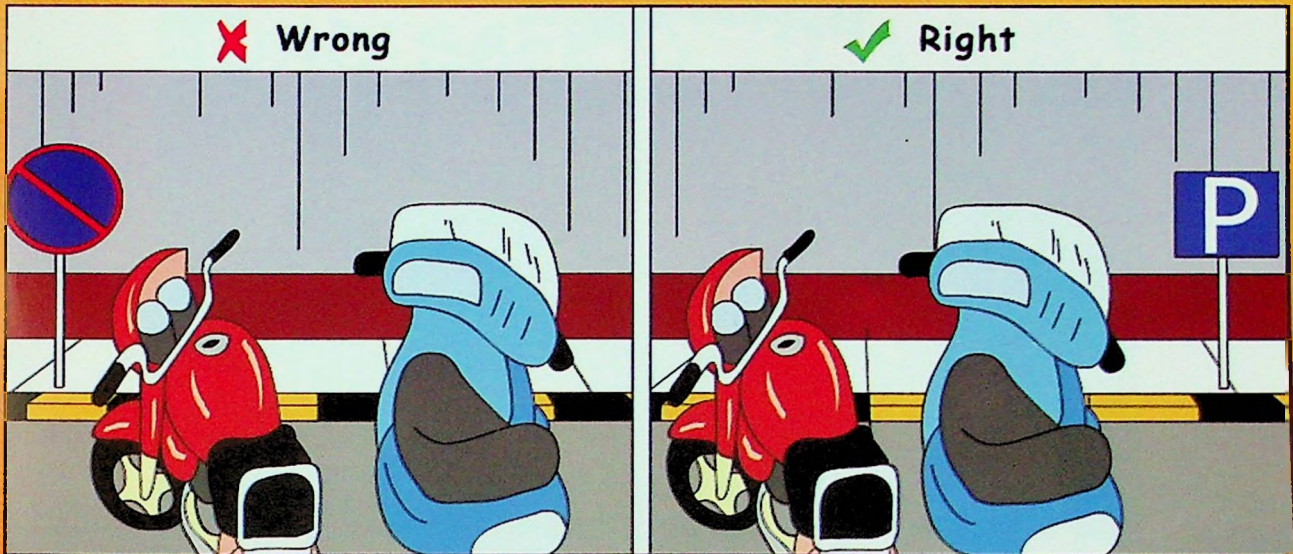
## BASIC INFORMATION



Do not encourage children on petrol tanks & laps



## BASIC INFORMATION




Park in parking areas only





## BASIC INFORMATION



Do not get on to a crowded bus or an auto rickshaw



# STUDENTS ASSOCIATION FOR ROAD SAFETY (S.A.R.S.)







## **STUDENTS ASSOCIATION FOR ROAD SAFETY (S.A.R.S.)**

1. School children are trained by Bangalore City Traffic Police and Traffic Wardens to create awareness on Road Safety.
2. Traffic Police and Traffic Wardens - Educate and create awareness amongst the road users like pedestrians and motorists about ROAD SAFETY.





# DRIVERS LICENSE








## DRIVERS LICENSE

1. Never ride / drive vehicle without a valid driving license.
2. First get learner's license and then permanent license.
3. Age limit for 2 wheeler riding is 16 years without gear for 50 cc and 18 years for 2 wheeler with gear for 50 cc and above.
4. License issued by R.T.O.





# IN CASE OF AN ACCIDENT



[205]





## IN CASE OF AN ACCIDENT

**CALL TRAFFIC CONTROL: 103**  
(which is a Toll free Number)

1. Give exact location and particulars.
2. Try to assist traffic police.
3. Inform the elders.





# ENFORCING AGENCIES







## ENFORCING AGENCIES



Traffic Police



Traffic Warden





## TRAFFIC SIGNS



Stop



No horn



No entry



One way



No left turn



No U turn



No parking



Compulsory  
left

Mandatory signs





## TRAFFIC SIGNS



Right turn  
ahead



Left turn  
ahead



U turn  
ahead



Overbridge



Bottle neck



Bump ahead



Railway line  
ahead



Schools  
ahead

Cautionary signs



## TRAFFIC SIGNS




Phone booth  
ahead




Petrol bunk  
ahead



Hospital  
ahead



Parking one  
way



Parking two  
way



Car parking



Two wheeler  
parking



Cycle  
parking

Informative signs





## IMPORTANT NUMBERS

Police	:	100
Fire	:	101
Ambulance	:	102
Traffic Emergencies	:	103
Emergency Number	:	108
Elder's Helpline Number	:	1090
Women Helpline Number	:	1091
Children's Helpline Number	:	1098



“ BE **SAFE** HAVE **FUN** ”



[illegible]

[illegible]



[illegible]







**This safety booklet has been produced by the Bangalore City Traffic Police and the Traffic Warden's Organisation.**

[www.bangaloretrafficpolice.gov.in](http://www.bangaloretrafficpolice.gov.in)

